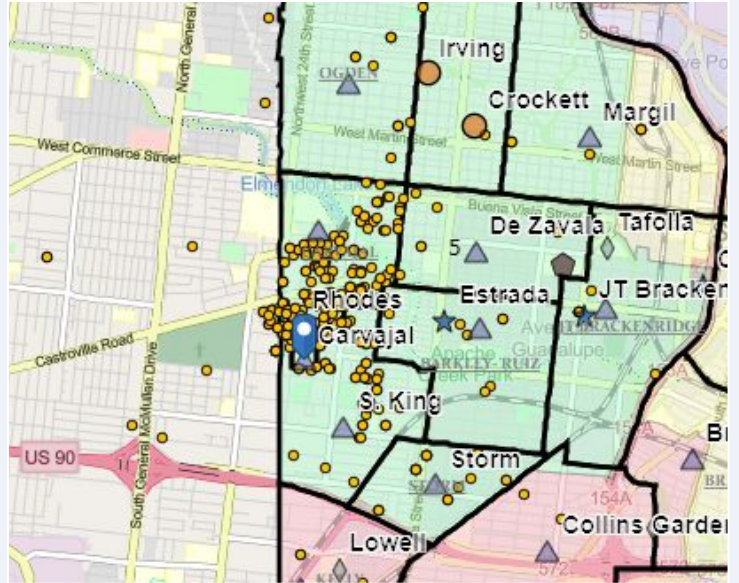


# Carvajal Elementary School

## SCHOOL OVERVIEW

<b>Location:</b>	225 Arizona San Antonio, TX 78207
<b>Grades:</b>	Head Start, K-5
<b>Enrollment:</b>	405
<b>Poverty Index:</b>	69%
<b>Trustee/SMD:</b>	Torres - District 5
<b>HS Feeder Pattern:</b>	Lanier
<b>Recommendation:</b>	<ul style="list-style-type: none"> <li>No rightsizing-related actions make a significant impact on this school.</li> </ul>

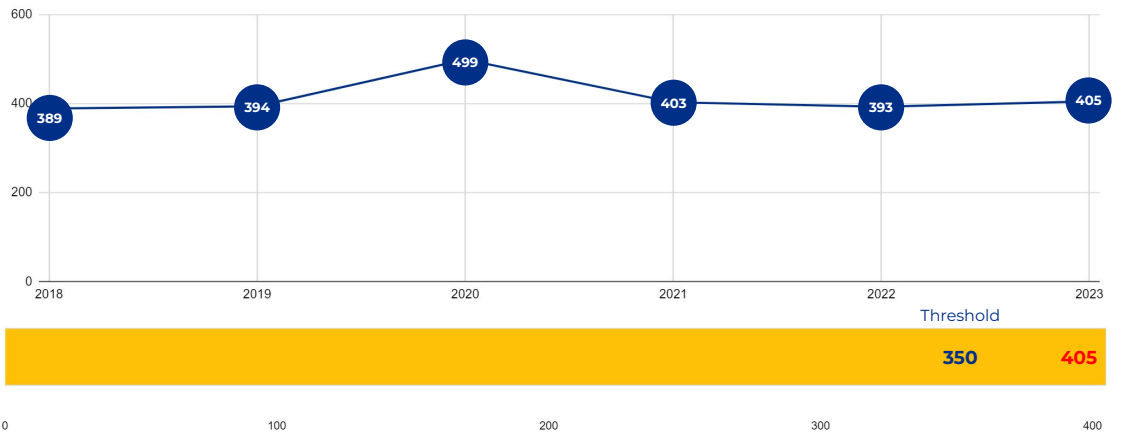


## PRIMARY CRITERIA #1: 2022-23 ENROLLMENT

2023 Enrollment  
**405**

Campus Type  
**ES**

Enrollment Threshold  
**350**



	2018	2019	2020	2021	2022	2023
<b>Total Enrollment:</b>	389	394	499	403	393	405

## PRIMARY CRITERIA #2: FACILITY COST PER PUPIL

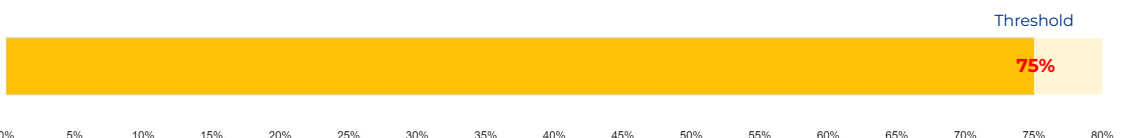
Cost Per Pupil  
**\$6,805**



## PRIMARY CRITERIA #3: 2022-23 FACILITY USE

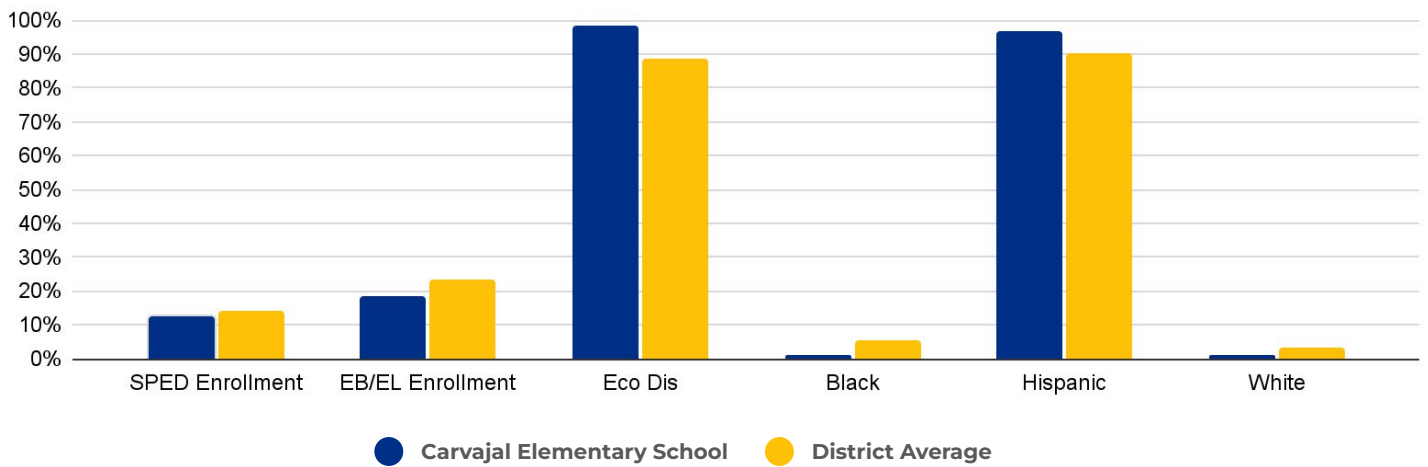
Functional Capacity  
**537**

Facility Usage  
**75%**

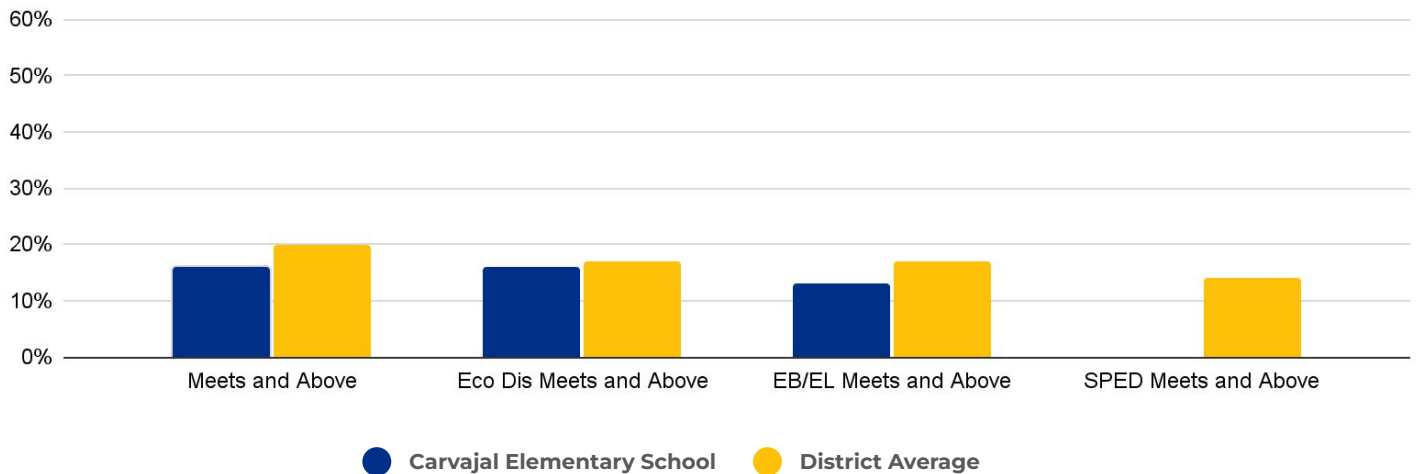


# Carvajal Elementary School

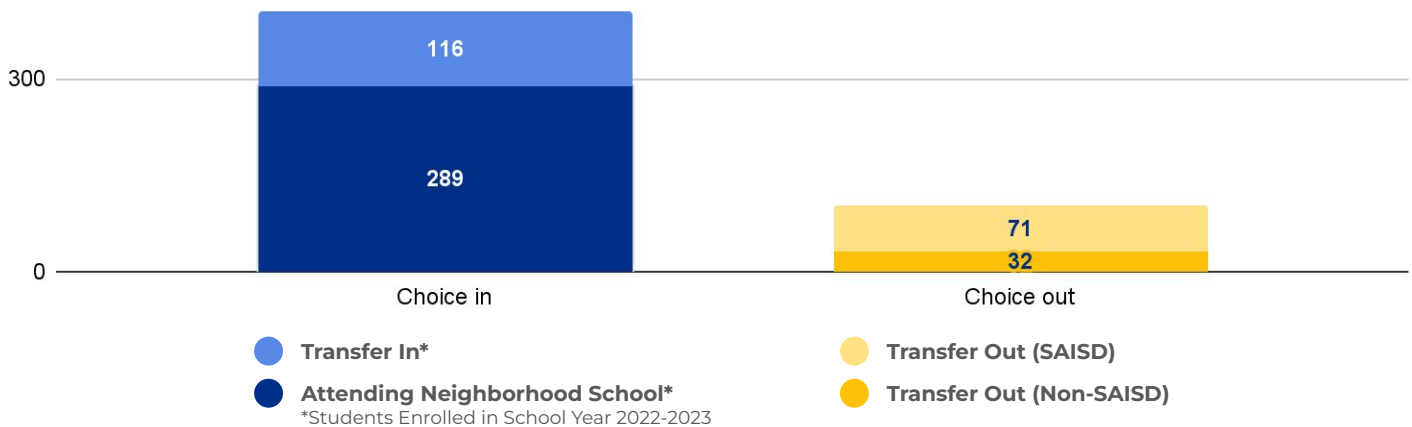
## DEMOGRAPHICS



## 2022 ACADEMIC PERFORMANCE



## 2022-23 CHOICE IN / CHOICE OUT



## BRIEF CRITERIA ANALYSIS

The West side of SAISD contains numerous under-enrolled schools that have undergone a history of consolidations and closures in previous years. The close proximity of under-enrolled schools on the West side made for numerous options for consolidation.

Carvajal meets one of the primary rightsizing criteria, and has a strong record of families "choicing in" to attend the school.